



Mediog Labs

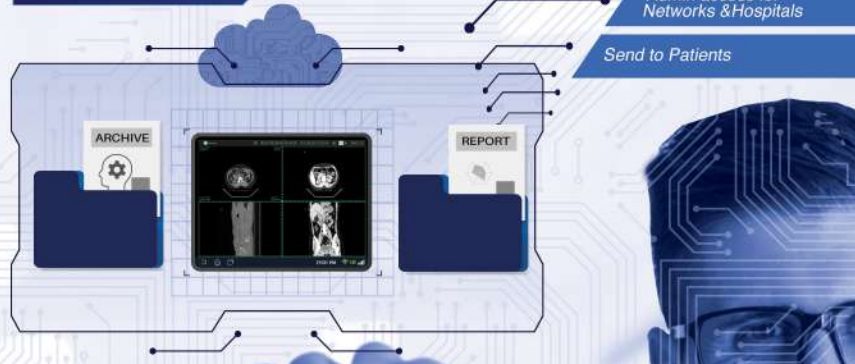


RADIOLOGY
Solutions for tomorrow

GENERATE AND UPLOAD IMAGE

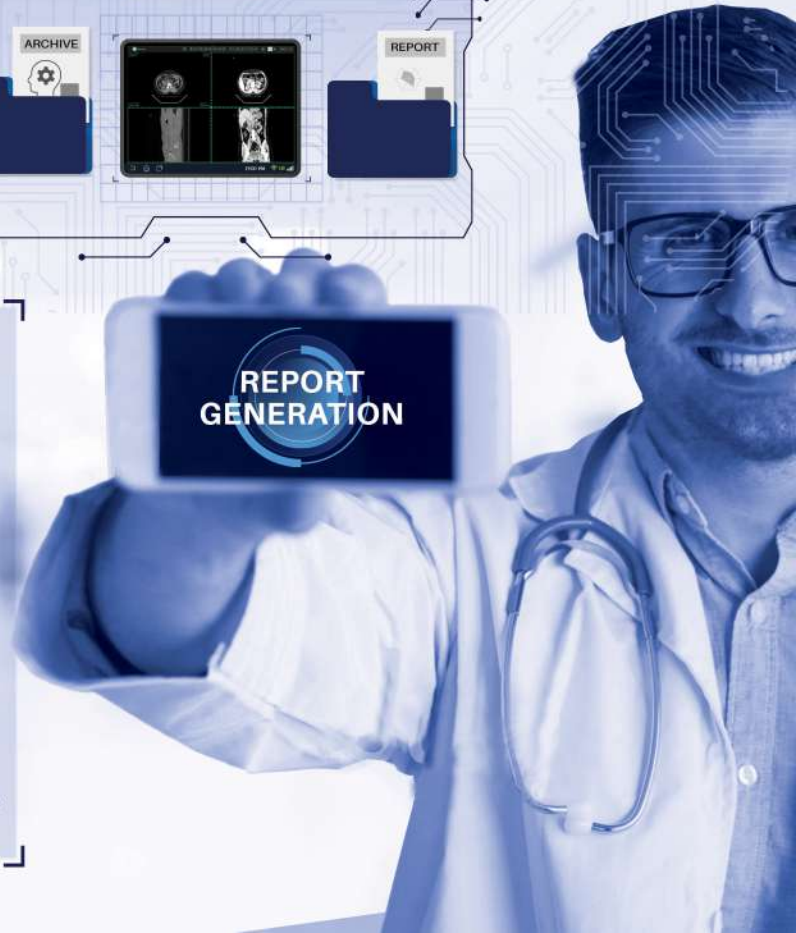


ARCHIVE, VIEW & SHARE MEDIQ WEB



- 1 Data accessing from cloud server makes it faster, easier and cost-efficient. Therefore maintenance charges are also reduced.
- 2 Easy communication between Radiologists and Diagnostic centers through Mediog portal.
- 3 Seamless access to lossless DICOM files as Mediog provides very efficient DICOM Viewer.
- 4 All you need is a web browser with proper internet connection. No need of local software installation.
- 5 Mediog is 24x7 available for Doctors and imaging centers. So no delay in any emergency cases.
- 6 Radiologists can collaborate as a team to handle critical diagnosis process.
- 7 Required files can be attached with case studies by both the Doctors and Technicians.
- 8 Unified comment systems keep Doctors and Technicians in sync to the study process.
- 9 User can track their worklist as well as current status on the portal.
- 10 Reports can be easily edited and modified by doctors. Reports are generated in printable PDF document format.

REPORT
GENERATION





RADIOLOGIST FACILITIES

Device

Cloud based software, can be used in any device



3D Vision

MPR and Mediog 3d vision



24X7

Any type of technical support for 24X7



Support

Vacation or emergency support, Automatic systems for billing and other functions.



Security

Highly Secured QR code embedded reports will be stored for Lifetime





DIAGNOSTIC FACILITIES



Device

Cloud based software, can be used in any device



Workload

Best available software to reduce the workload of centre



Low Investment

No heavy investment is required



Radiologist

A ready pool of Radiologist is available for service or own appointed Radiologist can also be added into this system



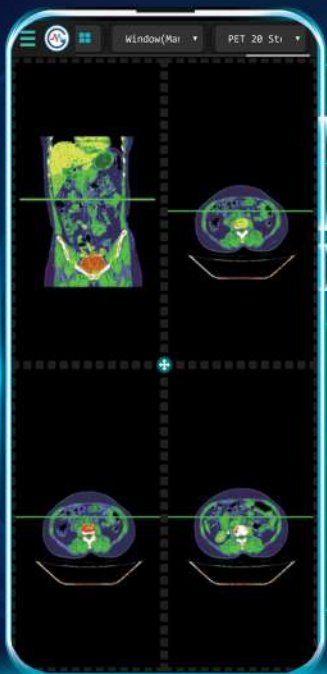
QR Code

Highly Secured QR code embedded reports will be stored for Lifetime





THE MOBILE FRIENDLY 2D WEB-BASED VIEWER

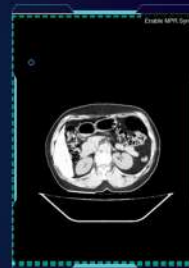


Measurements & Annotations

Take Notes of diagnostic findings

Adjust brightness / contrast

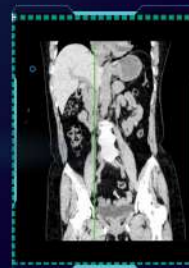
Invert, ZOOM, PAN, Magnify
Compare images in different
customizable grids



Scroll through image series

Flip and rotate images Cine loop
for multi-frame series CT/MRI

High flexibility through the use
of various internet browsers (e.g.
Google Chrome) and devices
(Mobile, Tablet, Computers)



Nicely crafted and easy to use
viewer for doctors that supports
multi-touch operations (e.g.
zoom in and out with two
fingers) **////**

High-speed loading, thanks to
modern streaming technologies



THE MOBILE FRIENDLY 3D MEDIIOG VISION



Optimize post-processing image interpretation for MPR and 3D visualization

Get 3D when you want it with a single click, with no more waiting or no more extra cost

MPR and 3D imaging will provide every minute detailing of complex findings like complex vascular and neuroimaging cases

MPR and 3D image can be seen from any device

We will install all the necessary updates in our software periodically so that you can get the best of service each and every time

